

# Higher Education Emergency Relief Fund (HEERF)

Reporting Data Collection - Year Two

Submitted: kulg@uakron.edu - 2/23/2021, 10:55:23 PM

Page Navigation

## Page 19 - Review

Please review the form for completeness and accuracy.

### General Information

Institutions must provide complete answers to each question.

1) Institution Name: THE UNIVERSITY OF AKRON

2) OPEID: 00312300

3) IPEDS unit(s):

4) For this annual report, identify the applicable IPEDS unit(s) for this annual report:

5) For this annual report, identify the applicable IPEDS unit(s) for this annual report:

### Websites

1) Reporting on Institution websites:

2) HEERF quarterly reporting website URL: <https://www.uakron.edu/return-to-campus/reporting>

3) Student Portion Report URL: <https://www.uakron.edu/return-to-campus/reporting>

4) Institutional Portion Report URL: <https://www.uakron.edu/return-to-campus/reporting>

### How HEERF Helped

4) How has HEERF helped your institution and your students?

1) HEERF enabled my institution to continue offering planned programs (i.e., programs of study listed in our course catalog) that were at risk of discontinuation due to pandemic-related factors.

2) HEERF enabled my institution to keep student net prices similar to pre-pandemic levels.


3) HEERF enabled my institution to keep students enrolled by providing them with electronic devices and Internet access.

4) HEERF enabled my institution to keep students enrolled by providing them with electronic devices and Internet access.

5) HEERF enabled my institution to keep faculty, staff, employees, and contractors employed.

6) HEERF enabled my institution to purchase COVID tests, health screening, and the healthcare needed to help students and faculty.





Emergency Grants - (a)(2), (a)(3), and (a)(4)  W

Your institution did not receive an award from these programs.

Emergency Financial Aid Grant (EFAG) Data

What number of students were enrolled, what number received emergency grants, and how much grant aid did the students receive by IPEDS race/ethnicity categories?

Note: Institutions must provide complete answers to each question.

Race/Ethnicity (IPEDS categories)	Enrolled student count (unduplicated)	Number of students who received at least one EFAG	Amount of grants disbursed to students through all HEERF funds?	Average HEERF Amount Awarded
American Indian or Alaska Native	Count: 30	Number: 17	Amount: \$4,450.00	Amount: \$261.76
Asian	Count: 694	Number: 21	Amount: \$535,574.21	Amount: \$25,503.53
Black or African American	Count: 1,918	Number: 259	Amount: \$9,444,955.97	Amount: \$36,428.80
Hispanic/Latino	Count: 692	Number: 353	Amount: \$587,701.58	Amount: \$1,664.88
Native Hawaiian or Other Pacific Islander	Count: 6	Number: 4	Amount: \$7,000.00	Amount: \$1,750.00
White	Count: 15,935	Number: 6,657	Amount: \$10,827,519.65	Amount: \$1,595.23
Two or more races	Count: 887	Number: 474	Amount: \$781,418.74	Amount: \$1,648.54
Race/ethnicity unknown	Count: 995	Number: 141	Amount: \$2,361,927.30	Amount: \$17,319.64
Nonresident alien	Count: 664	Number: 336	Amount: \$397,408.39	Amount: \$1,182.76
Students not categorized	Count: 0	Number: 0	Amount: \$0.00	Amount: \$0.00

What number of students were enrolled, what number received emergency grants, and how much grant aid did the students receive by IPEDS gender categories?

Note: Institutions should follow IPEDS Fall enrollment guidelines (https://nces.ed.gov/ipeds/data/survey-components/fall-enrollment) for when to capture a student's age. For example, institutions operating on a traditional academic year calendar report Fall enrollment as students enrolled any time during the period August 1 and October 31. Institutions operating on a calendar that differs by program or that enrolls students on a continuous basis (referred to as program reports) report Fall enrollment as students enrolled any time during the period August 1 and October 31.

Gender (IPEDS categories)	Enrolled student count (unduplicated)	Number of students who received at least one Emergency Financial Aid Grant (unduplicated)	What was the total amount of grants disbursed to students through all HEERF funds?	Average HEERF Amount Awarded
Men	Count: 11,884	Number: 4,721	Amount: \$7,983,806.25	Amount: \$1,627.68
Women	Count: 11,006	Number: 4,899	Amount: \$2,561,955.59	Amount: \$521.72
Students not categorized	Count: 0	Number: 0	Amount: \$0.00	Amount: \$0.00

What number of students were enrolled, what number received emergency grants and how much grant aid did the students receive by IPEDS age categories?

Age (IPEDS categories)	Enrolled student count (unduplicated)	Number of students who received at least one EFAG	Amount of grants disbursed to students through all HEERF funds?	Average HEERF Amount Awarded
Ages 25 and older	Count: 1,421	Number: 1,421	Amount: \$2,561,955.59	Amount: \$1,591.72
Ages 24 and younger	Count: 16,938	Number: 8,015	Amount: \$11,028,024.62	Amount: \$1,625.46
Age not available in administrative records (e.g., IPEDS, FAFSA, etc.)	Count: 28	Number: 0	Amount: \$20,450.00	Amount: \$2,556.25

Institutional Expenditures

9) Institutional expenditures

1) Has your Institution designated HEERF funds for academic programs, residential programs, future investments?

2) If yes, provide the amount designated for a specific purpose or budget objective by calendar year and HEERF program fund

1) Institutional Portion

Calendar year 2022	Calendar year 2023
\$4,800,000.00	\$911,427.00

Calendar year 2022	Calendar year 2023
\$0.00	\$0.00

Calendar year 2022	Calendar year 2023
\$0.00	\$0.00

3) Provide the total amount of HEERF funds expended during the reporting period on each of the following categories:

Providing additional Emergency Financial Aid Grants to students.

Amount in 1)1) institutional dollars	Amount in 1)2) dollars, if applicable	Amount in 1)2) dollars, if applicable
\$0.00	\$0.00	\$0.00

Explanatory Note  
none

Amount in 1)1) institutional dollars	Amount in 1)2) dollars, if applicable	Amount in 1)2) dollars, if applicable
\$0.00	\$0.00	\$0.00

Explanatory Note  
none

Amount in 1)1) institutional dollars	Amount in 1)2) dollars, if applicable	Amount in 1)2) dollars, if applicable
\$0.00	\$0.00	\$0.00

Explanatory Note  
none

Subsidizing campus interruptions.

Amount in 1)1) institutional dollars	Amount in 1)2) dollars, if applicable	Amount in 1)2) dollars, if applicable
\$0.00	\$0.00	\$0.00

Explanatory Note  
cost of utilities associated with Quaker dorm used for quarantined students

Subsidizing food service to reduce density in eating facilities.

Amount in 1)1) institutional dollars	Amount in 1)2) dollars, if applicable	Amount in 1)2) dollars, if applicable
\$32,959.80	\$0.00	\$0.00

Explanatory Note  
meals for quarantined students

Costs related to operational adjustments to enhance social distancing.

Amount in 1)1) institutional dollars	Amount in 1)2) dollars, if applicable	Amount in 1)2) dollars, if applicable
\$0.00	\$0.00	\$0.00

Explanatory Note  
none

Campus safety and operations.

Amount in 1)1) institutional dollars	Amount in 1)2) dollars, if applicable	Amount in 1)2) dollars, if applicable
\$5,400,000.00	\$0.00	\$0.00

Explanatory Note  
PPE, cleaning services - outdoor cleaning, disinfecting and sanitizing of high touch surfaces, etc.





Calendar year 2020 - Enrollment status for U.S. citizens/official permanent residents and temporary lawful permanent residents


4) Complete the following table

Number of degree/certificate seeking students who did not complete a course or courses in the calendar year (the calendar year is not a withdrawal record)

Academic level	Number of degree/certificate seeking students who did not complete a course or courses in the calendar year (the calendar year is not a withdrawal record)		Number of degree/certificate seeking students who did not complete a course or courses in the calendar year (the calendar year is not a withdrawal record)
	Number	Number	
Undergraduate students	508	3,323	790
Graduate students			205


Pell grant status (undergraduates only)

Pell grant status (undergraduates only)	Number	Number	Number
PELL GRANT RECIPIENTS	1,427	4,447	1,000
PELL GRANT NONRECIPIENTS	3,656	11,096	2,790



Number of degree/certificate seeking students who did not complete a course or courses in the calendar year (the calendar year is not a withdrawal record)

Academic level	Number of degree/certificate seeking students who did not complete a course or courses in the calendar year (the calendar year is not a withdrawal record)		Number of degree/certificate seeking students who did not complete a course or courses in the calendar year (the calendar year is not a withdrawal record)
	Number	Number	
Undergraduate students			
Graduate students			



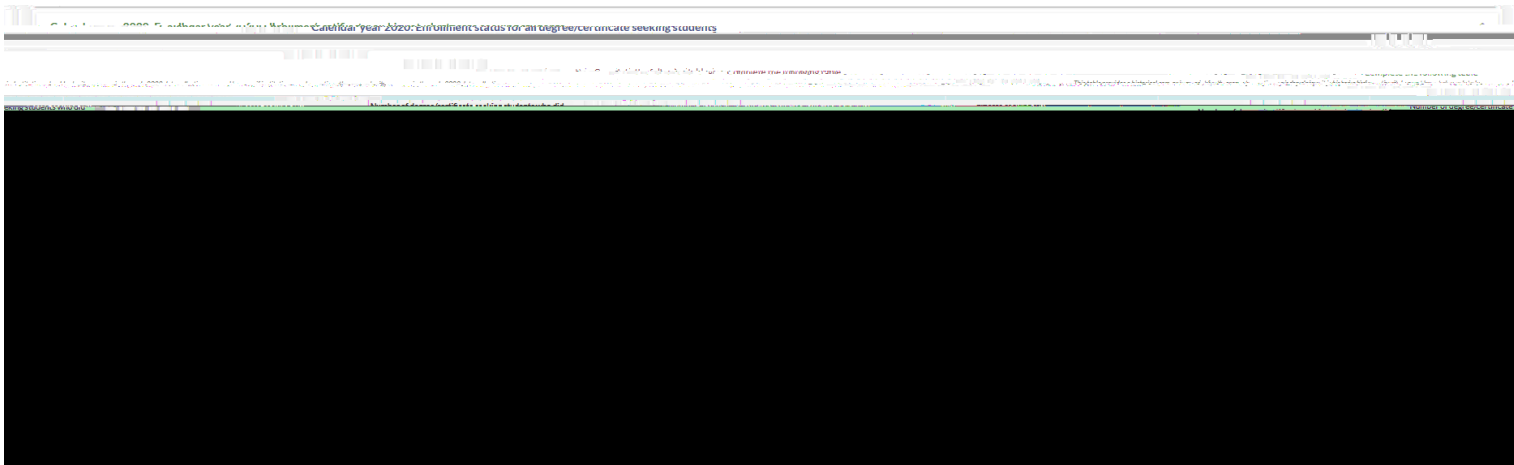
Enrollment - Race



Race/ethnicity (IPEDS categories)	Number	Number	Number	Number
NONRESIDENT ALIEN	664	179	482	3







Number of degree-level credits (including dual credit)

Category	Number
12,000	1,951
8,171	2,478

Number of degree-level credits (including dual credit)

Category	Number
5,354	1,193
2,935	1,220

Number of degree-level credits (including dual credit)

Category	Number
1,087	1,005
293	277

Number of degree-level credits (including dual credit)

Category	Number
1,416.50	1,445.50
1,305	1,233.5

### FTE Positions

11) Provide the number of full-time equivalent (FTE) positions as of the listed date, plus the full-time equivalent of the number of part-time positions.

Instructional Staff

Full-time equivalent (FTE) positions as of November 1, 2018	Full-time equivalent (FTE) positions as of November 1, 2019	Full-time equivalent (FTE) positions as of November 1, 2020	Full-time equivalent (FTE) positions as of November 1, 2021
1,087	1,005	293	277

Non-Instructional Staff

Full-time equivalent (FTE) positions as of November 1, 2018	Full-time equivalent (FTE) positions as of November 1, 2019	Full-time equivalent (FTE) positions as of November 1, 2020	Full-time equivalent (FTE) positions as of November 1, 2021
1,416.50	1,445.50	1,305	1,233.5

### Accreditor Approval

12) Did your institution receive approval from your primary accreditor to offer distance education?

13) Did your institution receive temporary approval from your primary accreditor to offer distance education?

14) Did your institution receive permanent approval from your primary accreditor to offer distance education?

15) Provide the name of your institution's primary accreditor.

16) Are you accredited by an agency that does not have distance education within its scope of accreditation?

Yes No